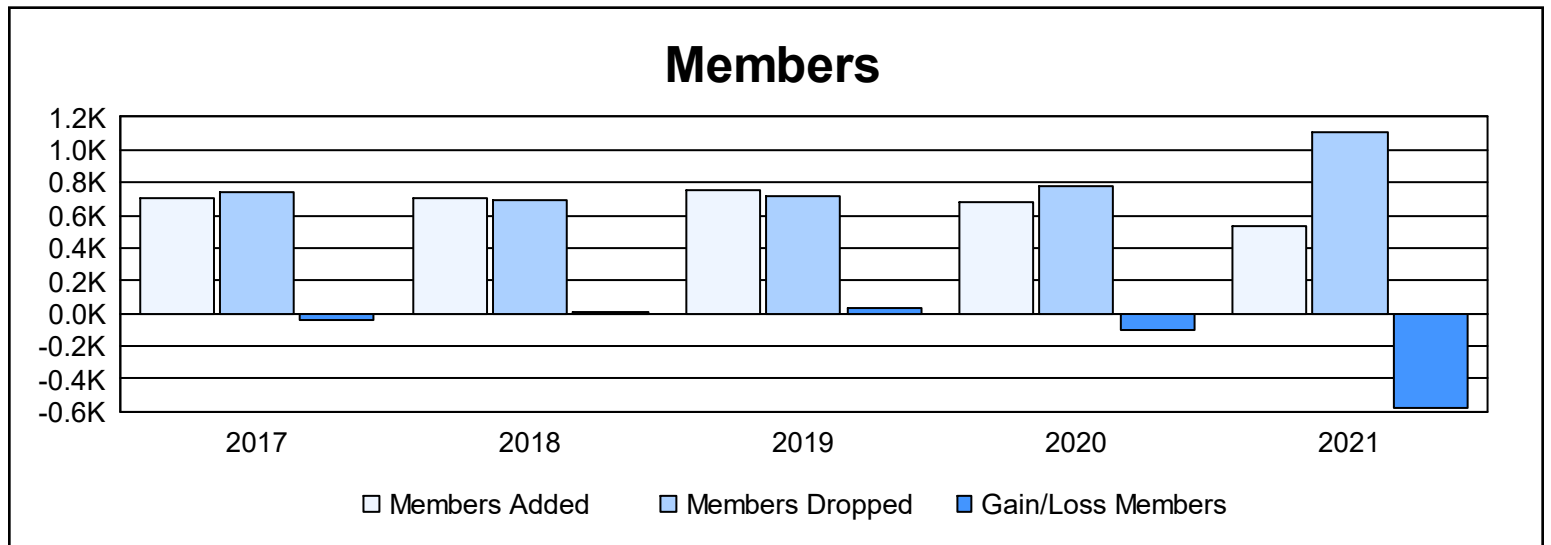
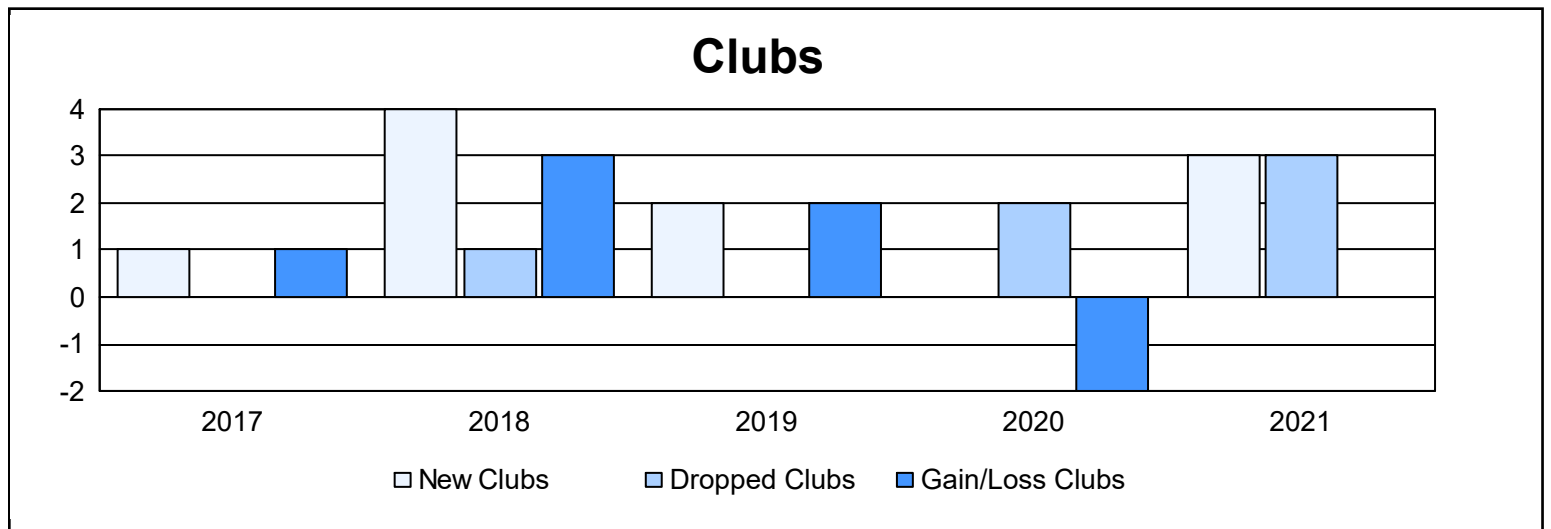
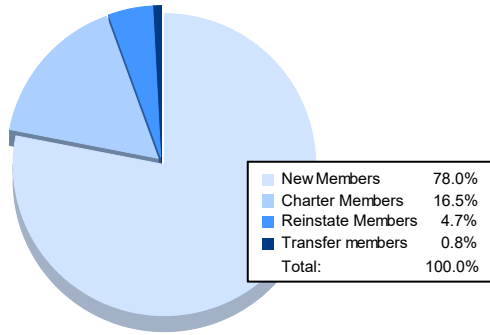


Year	New Clubs	Dropped Clubs	Gain/ Loss Clubs	New Members	Charter Members	Reinstate Members	Transfer Members	Total Member Added	Total Members Dropped	Gain/ Loss Members
2016-2017	1	0	1	645	24	25	8	702	741	-39
2017-2018	4	1	3	557	128	14	2	701	688	13
2018-2019	2	0	2	660	79	10	3	752	716	36
2019-2020	0	2	-2	644	16	17	8	685	784	-99
2020-2021	3	3	0	412	87	25	4	528	1,102	-574
<b>Average</b>	<b>2</b>	<b>1</b>	<b>1</b>	<b>584</b>	<b>67</b>	<b>18</b>	<b>5</b>	<b>674</b>	<b>806</b>	<b>-133</b>



### Membership Composition June 2021 Cumulative



### Gender Composition June 2021 Cumulative

